

YOUR ORTHODONTIC DIAGNOSIS

A thorough evaluation lets Dr. Cantrell diagnose a bite problem (also called a malocclusion). This evaluation helps her plan which appliances will best correct your bite.

TYPES OF MALOCCLUSIONS

Class I

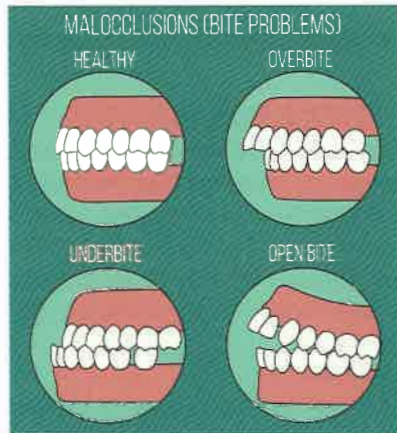
The jaws line up correctly, but the teeth are crowded, crooked, or too far apart.

Class II

The upper jaw bites too far in front or the lower jaw bites too far back; an "overbite" is present.

Class III

The lower jaw bites too far in front or the upper jaw bites too far back; an "underbite" is present.



OTHER ORTHODONTIC PROBLEMS

Open bite

When the back teeth bite, the front teeth stay open.

Deep bite

When the back teeth bite, the upper front teeth cover the lower front teeth too much.

Cross bite

One or more of the upper teeth bite inside the lower teeth.

Treatment Length

The length of your treatment depends on your alignment and bite problems, age, response to treatment, and cooperation with wearing your appliances as advised. Treatment cost is based on how long you need to wear your appliances.

Your Winning Smile Team

A winning smile takes teamwork with you as the key player. Dr. Cantrell and her staff offer years of specialized training, experience, and the latest technology. With your cooperation, they can help you achieve the best smile and bite possible for you.



Cantrell Orthodontics

108 Highland Avenue
Cornelia, GA 30531


Phone (706)778-5093
Fax (706)776-2708

info@cantrellortho.com

www.cantrellortho.com

ORTHODONTICS

A Healthy Smile At Any Age



Orthodontics means more than a beautiful smile.

It means a healthy smile, too.

Also known as dentofacial orthopedics, orthodontics is the dental specialty concerned with correctly positioned teeth, jaw bones, jaw joints, and chewing muscles.

People of all ages can enjoy healthier teeth and gums and a better bite for normal chewing, swallowing, and breathing.

A healthy smile can be yours.

DR. HOLLY CANTRELL

Your Smile Begins Here!

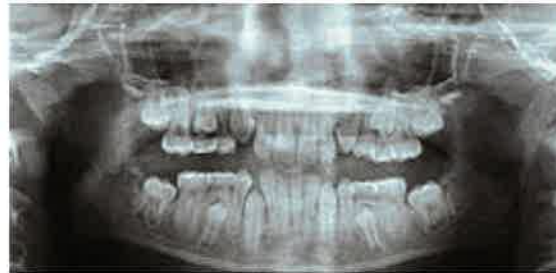
YOUR ORTHODONTIC EVALUATION

At your first visit, Dr. Cantrell will examine your teeth, jaws, jaw joints, face, and profile. She will also evaluate how you bite. Your dental and medical histories will be taken. After Dr. Cantrell gathers the information, she will explain your problems in detail. If treatment is recommended, she will discuss the plan with you. Cost and payment options will also be given at this appointment if you are ready for treatment.



X-RAYS

If your dentist has not already taken one, a panoramic x-ray may be made at your initial appointment so Dr. Cantrell can see the roots of your teeth, the supporting bone, and the positions of any unerupted teeth.



OTHER RECORDS

At a future visit, another x-ray may be taken that evaluates the positions of your jaws. Impressions or a digital scan of your teeth will be made to develop models of your bite to show how your teeth and jaws fit together. Digital photos will also be taken to give Dr. Cantrell a record of your face, profile, smile, and teeth before any treatment has begun.



ORTHODONTICS FOR CHILDREN

An early phase of treatment may be recommended to take advantage of a child's growing jaws. Early treatment moves jaw bones and chewing muscles into position, setting the stage for the most stable bite correction possible. This phase of treatment may or may not involve braces.

Palatal expander

Widens a narrow upper jaw to make room for crowded teeth or to correct a crossbite

Headgear

Helps to realign jaws that are not growing correctly

Functional appliance

Guides growing jaws into position and teaches chewing muscles to bite correctly

Habit corrector

Helps stop thumb-sucking or tongue thrusting

ORTHODONTICS FOR TEENAGERS

Teenagers have most, if not all, of their permanent teeth and more mature jaws. Braces and Teen Invisalign are options for treatment for most patients. For some problems, growth modification may still be indicated if the jaws are still growing.

Braces

Small metal bonded brackets and wires that move the teeth into position

Aligners

Clear removable trays that are worn in sequence to move teeth

Extractions

Removing teeth to make room for crowded teeth if not enough growth is present

Retainer

Holds teeth in their corrected positions and helps stabilize them

ORTHODONTICS FOR ADULTS

More and more adults are seeking orthodontic treatment, eager for a more attractive smile, healthier teeth and gums, or freedom from jaw pain. Clear braces or Invisalign can help orthodontics fit into any adult lifestyle. Because adult jaws are fully mature, some bite problems cannot be corrected with orthodontics alone.

Treatment options

Bonded metal or clear braces, or removable Invisalign aligners

Splint

Can help treat TMJ symptoms (sore jaw joints)

Surgery

May be recommended for severe bite problems to achieve a stable bite or more dramatic cosmetic result